



SBLV24-12i (12V24Ah)



Applications

- Uninterruptable Power Supply (UPS)
- Electric Power System (EPS)
- Emergency backup power supply
- Emergency light
- Railway signal
- Alarm and security system
- Communication power supply
- DC power supply

Certificates



Conform to
IEC60896-21&22



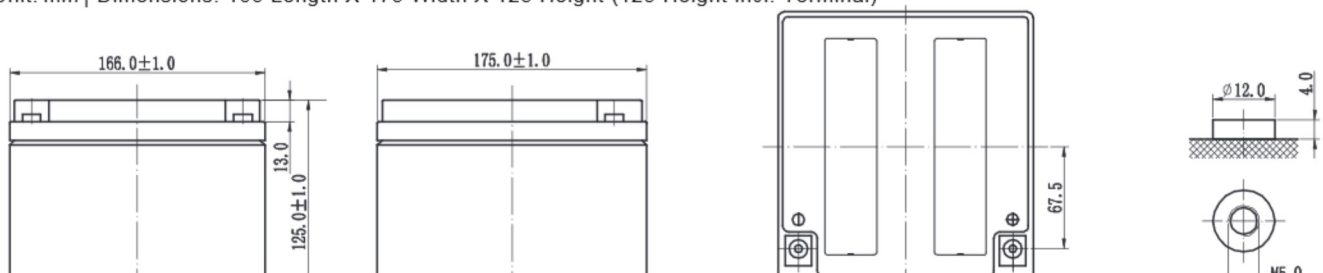
Specifications

Nominal Voltage	12V	Nominal Oper. Temp. R.	20±3°C
Nominal Capacity	24Ah (C ₂₀ , 10.5V)	Cycle Use	Initial Charging Current less than 9.6A. Voltage 14.4V~14.7V at 20°C. Temperature Coefficient -30mV/°C
Approx. Weight	7.6kg	Standby Use	No limit on Initial Charging Current. Voltage 13.38V~13.8V at 20°C Temp. Temperature Coefficient -20mV/°C
Terminal	M5	Capacity affected by Temp.	40°C 103% 25°C 100% 0°C 86%
Container Material	ABS UL94 HB/UL94 V0	Self Discharge	SSB batteries may be stored for up to 6 months at 20°C and then a freshening charge is required. For higher temperatures the time interval will be shorter.
Rated Capacity (20°C)	7.0Ah, 0.35A, 20hr, 10.8V 6.7Ah, 0.67A, 10hr, 10.8V 19.05Ah/3.81A, 5hr, 10.5V 16.89Ah/5.63A, 3hr, 10.5V 14.4Ah/14.4A, 1hr, 9.6V	Life Expectancy	10-12 years according to EUROBAT
Max. Discharge Current	300A (5s)		
Internal Resistance / Impedance (1kHz)	Approx. 12mΩ		
Operating Temp. Range	Discharge: -20~50°C Charge: -10~50°C Storage: -20~50°C		

Dimensions

■ M5 Terminal

Unit: mm | Dimensions: 166 Length X 175 Width X 125 Height (125 Height incl. Terminal)





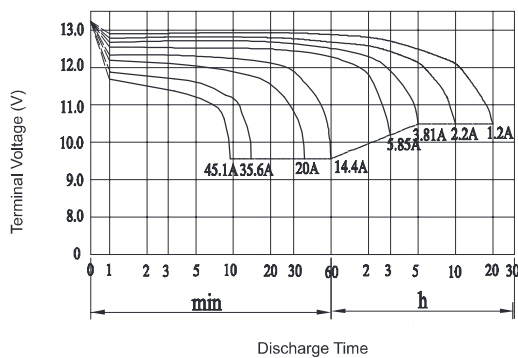
Constant Current Discharge (Amperes) at 20°C

End Point	5min	10min	15min	30min	1h	3h	5h	10h	20h
1.60V/cell	70.0	45.1	35.6	22.8	14.4	6.30	4.18	2.34	1.26
1.65V/cell	65.0	42.8	33.9	21.9	13.8	6.07	4.05	2.30	1.24
1.70V/cell	60.0	40.5	32.3	20.9	13.2	5.85	3.93	2.25	1.22
1.75V/cell	55.0	38.1	30.7	20.0	12.6	5.63	3.81	2.20	1.20
1.80V/cell	50.0	35.8	29.1	19.1	12.0	5.40	3.69	2.16	1.18

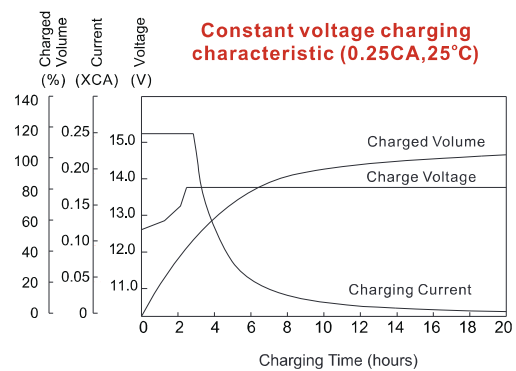
Constant Power Discharge (Watts/cell) at 20°C

End Point	5min	10min	15min	30min	1h	3h	5h	10h	20h
1.60V/cell	125	80.9	65.1	43.2	27.9	12.5	7.94	4.69	2.45
1.65V/cell	118	77.0	62.2	41.5	26.8	12.0	7.78	4.62	2.41
1.70V/cell	110	73.0	59.3	39.8	25.7	11.5	7.61	4.55	2.38
1.75V/cell	103	69.1	56.4	38.0	24.6	11.1	7.45	4.48	2.34
1.80V/cell	95.0	65.1	53.5	36.3	23.5	10.6	7.28	4.41	2.30

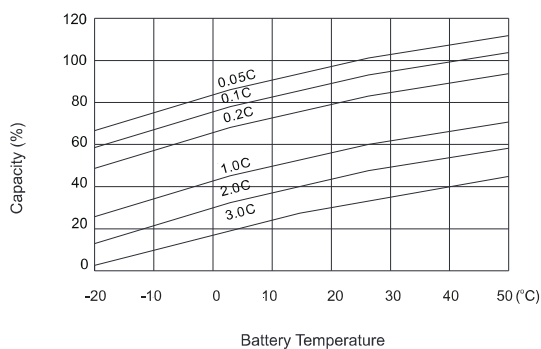
Discharge Characteristics



Float Charging Characteristics



Temperature Effects in Relation to Battery Capacity



Effect of Temperature on Long Term Float Life

